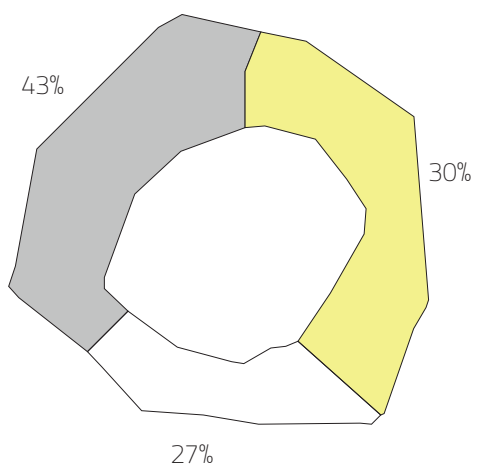


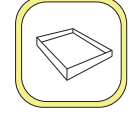
MAPPATURA DEI TETTI



sottotetti recuperati

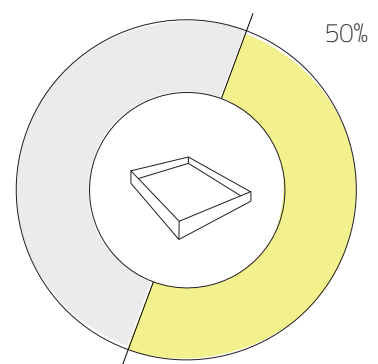


sottotetti recuperabili



tetti piani

SUPERFICIE UTILE DI TETTI PIANI



21
mq/pers



~ 9000