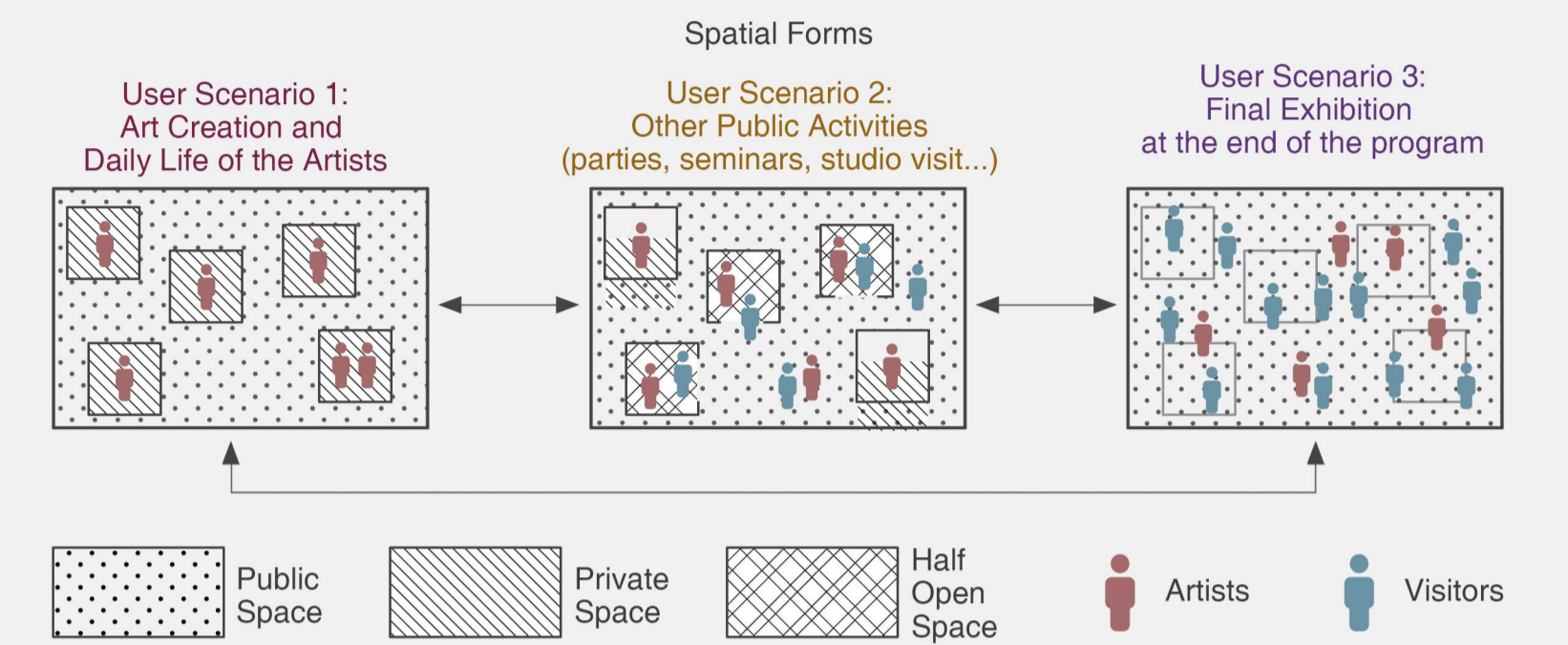
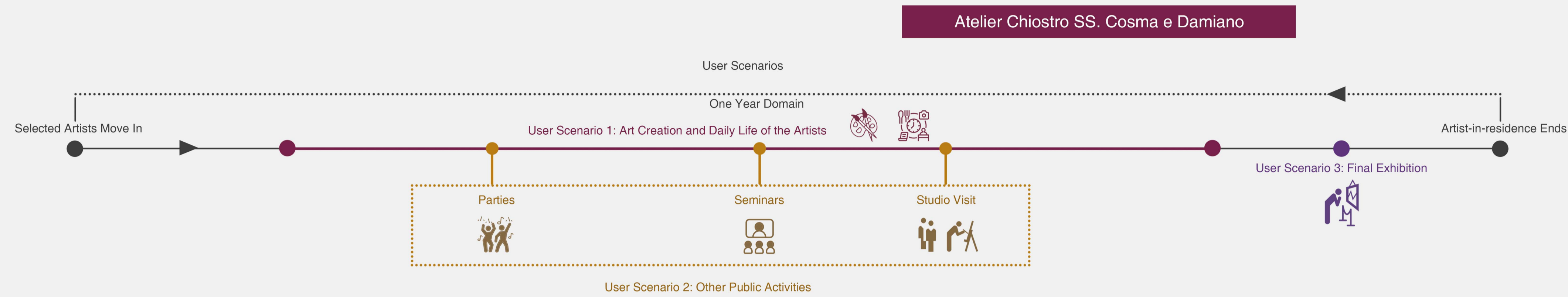


RED FRAGMENTS: A new dialogue between interiors and exteriors of Santi Cosma e Damiano former convent

Artist-in-residence at Bevilacqua La Masa Foundation in Giudecca island, Venice



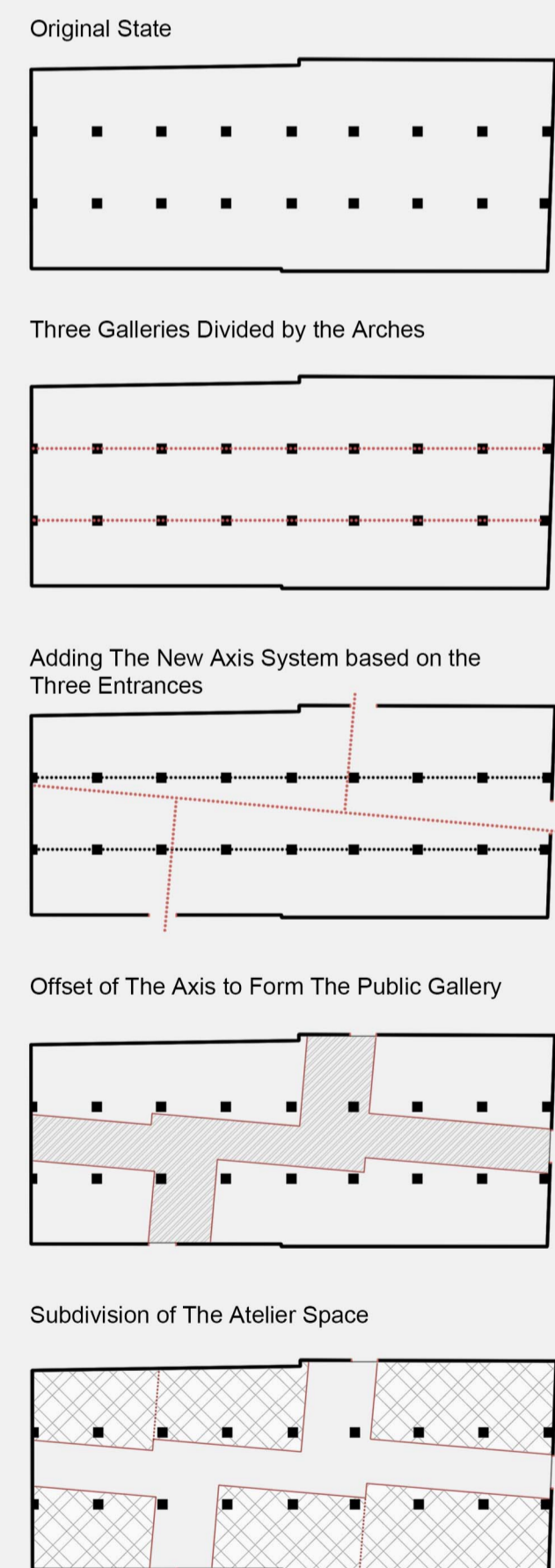
Spatial Formation of The Intervention

Three different shapes of urban fabrics can be observed on Giudecca island. The first pattern is based on a fairly dense linear construction along the "Fondamenta" in the north side, facing the main island of Venice. As this linear structure stretches out to the south, in the direction of the lagoon, formed by alleys and canals, it became less dense, "disposed in a comb-form". The urban layout in the northern shore is much closer to the counterpart of Venice. The continuous front of buildings on the connecting bank represent the most important facade of Giudecca, embedded with high historical and cultural values. The second pattern is composed of a less compact urban structure behind the south bank facing the open lagoon, formed by both built and unbuilt landscapes. Two main morphological features appear under this pattern. Primarily, the residential blocks in this zone are lined up in rows orthogonal to the Fondamenta, with a clearer structure on the north side and more inconsistent towards the south but not in a strict linear structure like this first zone.

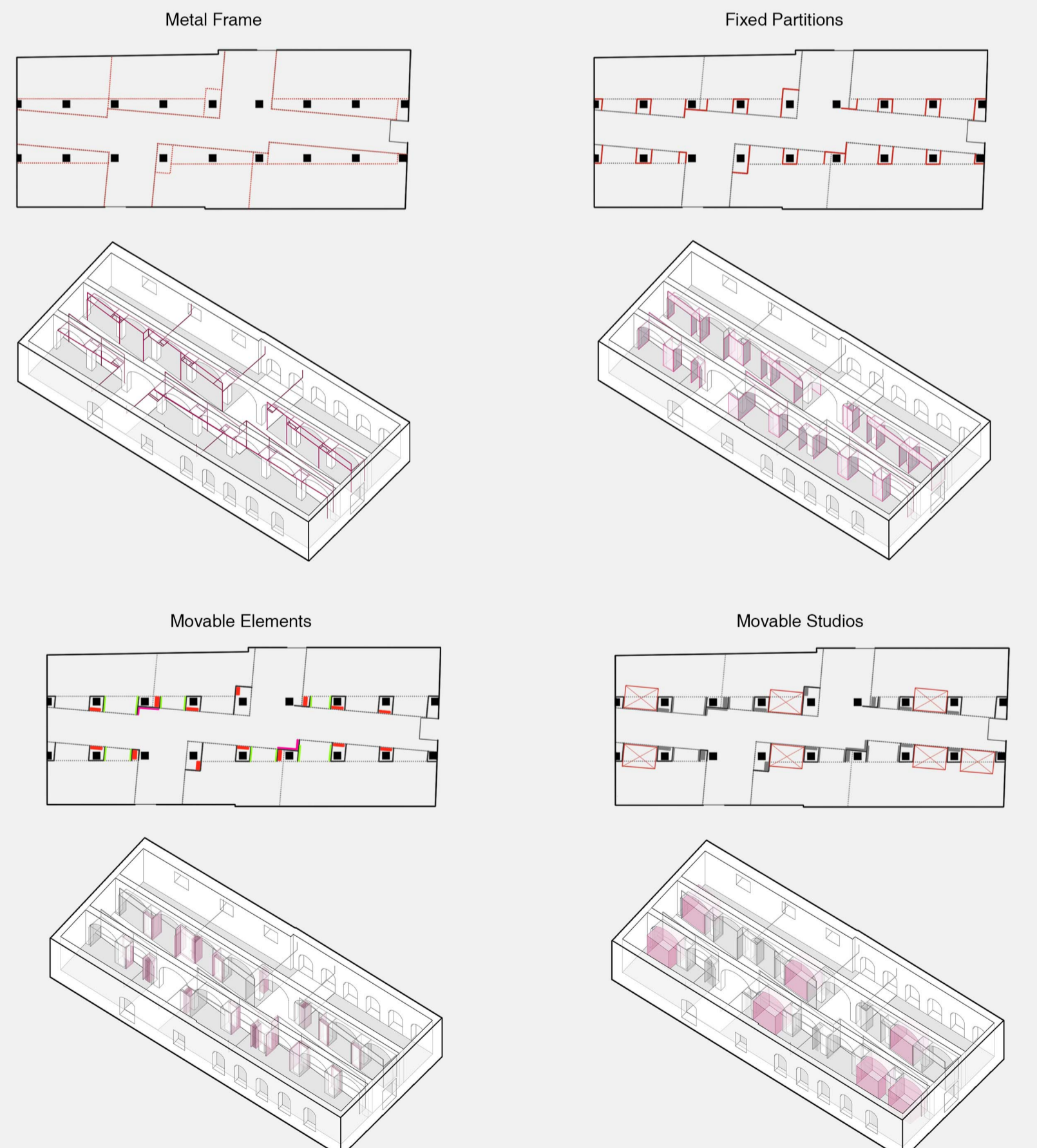
Movement of The New Elements

Three different shapes of urban fabrics can be observed on Giudecca island. The first pattern is based on a fairly dense linear construction along the "Fondamenta" in the north side, facing the main island of Venice. As this linear structure stretches out to the south, in the direction of the lagoon, formed by alleys and canals, it became less dense, "disposed in a comb-form". The urban layout in the northern shore is much closer to the counterpart of Venice. The continuous front of buildings on the connecting bank represent the most important facade of Giudecca, embedded with high historical and cultural values. The second pattern is composed of a less compact urban structure behind the south bank facing the open lagoon, formed by both built and unbuilt landscapes. Two main morphological features appear under this pattern. Primarily, the residential blocks in this zone are lined up in rows orthogonal to the Fondamenta, with a clearer structure on the north side and more inconsistent towards the south but not in a strict linear structure like this first zone.

Space Distribution of The Atelier



New Elements Inserted Based on The Space Division



How Movable Partitions Change The Space

