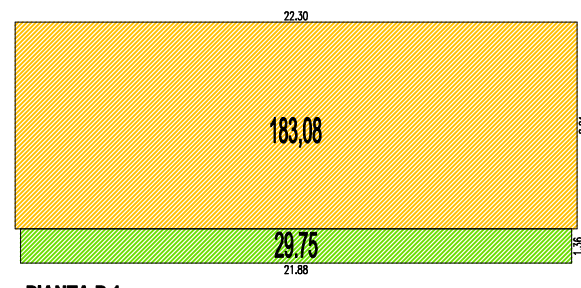
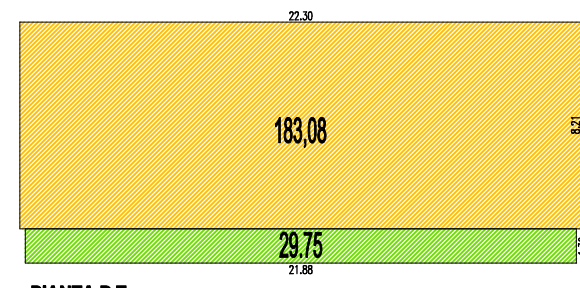


CALCOLO SUPERFICIE UTILE LORDA E BONUS VOLUMETRICI

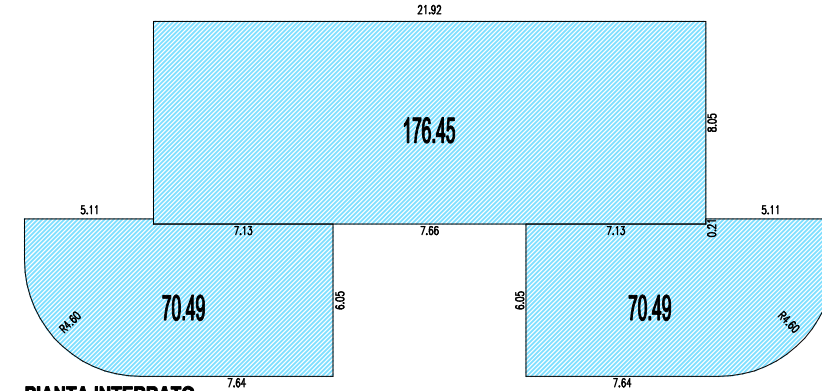
BIFAMILIARE 1 - D.Lgs. 192/06 e 31/106
 BIFAMILIARE 2 - D.Lgs. 192/06 e 31/106
 BIFAMILIARE 3 - CasaClima B
 BIFAMILIARE 4 - CasaClima A
 BIFAMILIARE 5 - PASSIVHAUS
 BIFAMILIARE 6 - MINERGIE
 VILLA 1 - D.Lgs. 192/06 e 31/106
 VILLA 2 - CasaClima B
 VILLA 3 - CasaClima A
 VILLA 4 - PASSIVHAUS
 VILLA 5 - MINERGIE
 PALAZZINA MINERGIE PASSIVHAUS CasaClima DPO



PIANTA P.1

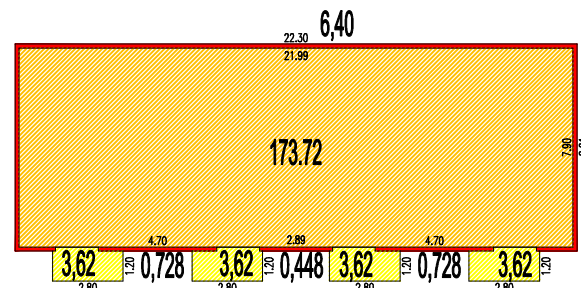


PIANTA P.T.

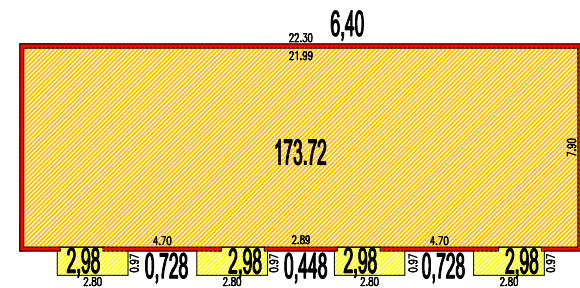


PIANTA INTERRATO

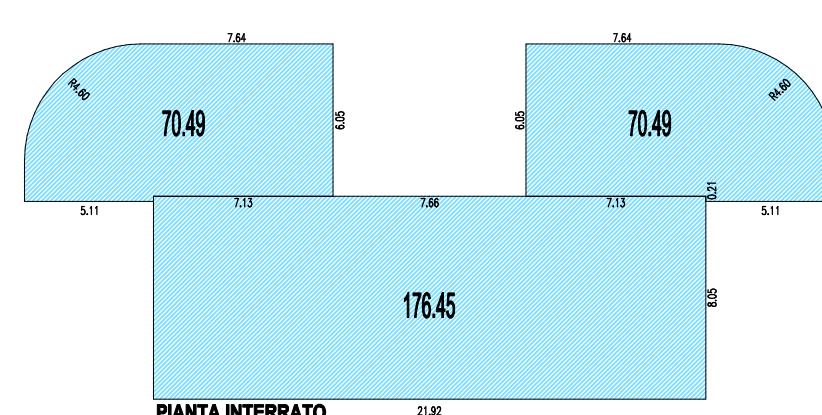
 SUP. UTILE LORDA	366.16 MQ	 LOCALI INTERRATI	317.43 MQ
 EXTRA ISOLAMENTO	0.00 MQ	 BALCONI E PORTCATI	59.50 MQ
 SERRE SOLARI	0.00 MQ		



PIANTA P.1

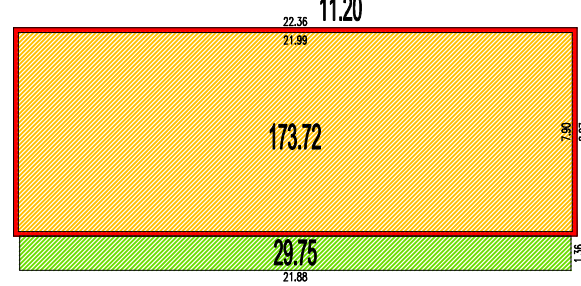


PIANTA P.T.

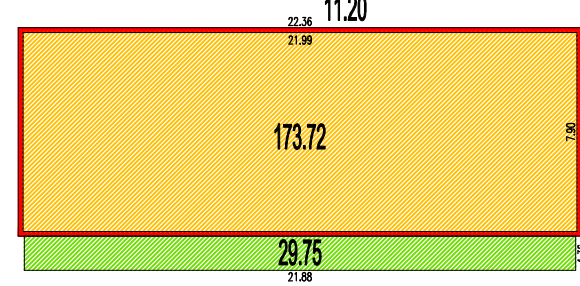


PIANTA INTERRATO

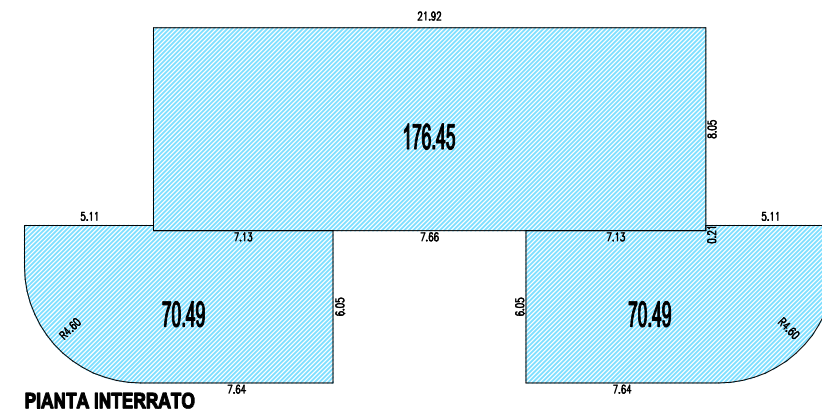
 SUP. UTILE LORDA	347.44 MQ	 LOCALI INTERRATI	317.43 MQ
 EXTRA ISOLAMENTO	12.80 MQ	 BALCONI E PORTCATI	0.00 MQ
 SERRE SOLARI	26.40 MQ		



PIANTA P.1

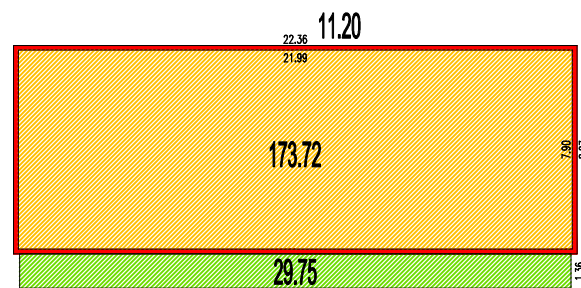


PIANTA P.T.

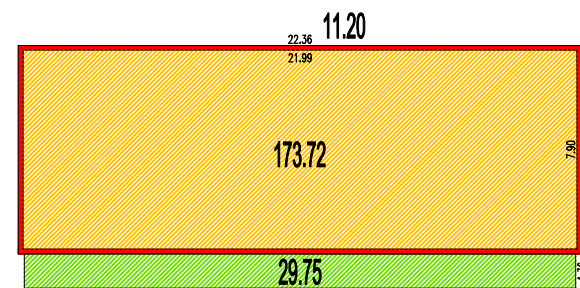


PIANTA INTERRATO

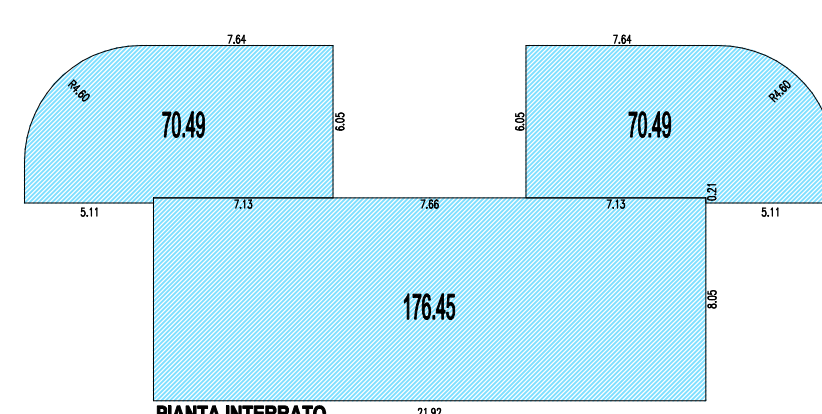
 SUP. UTILE LORDA	347.44 MQ	 LOCALI INTERRATI	317.43 MQ
 EXTRA ISOLAMENTO	22.40 MQ	 BALCONI E PORTCATI	59.50 MQ
 SERRE SOLARI	0.00 MQ		



PIANTA P.1

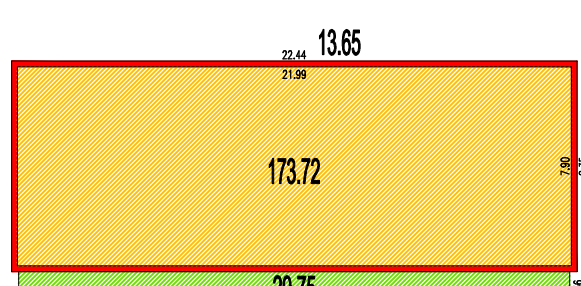


PIANTA P.T.

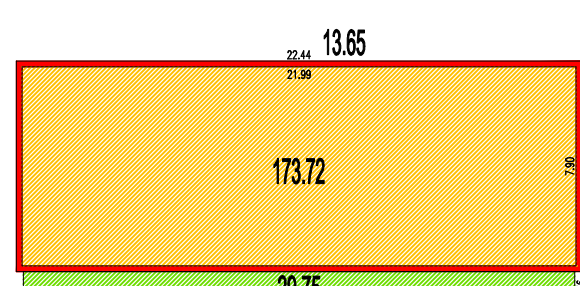


PIANTA INTERRATO

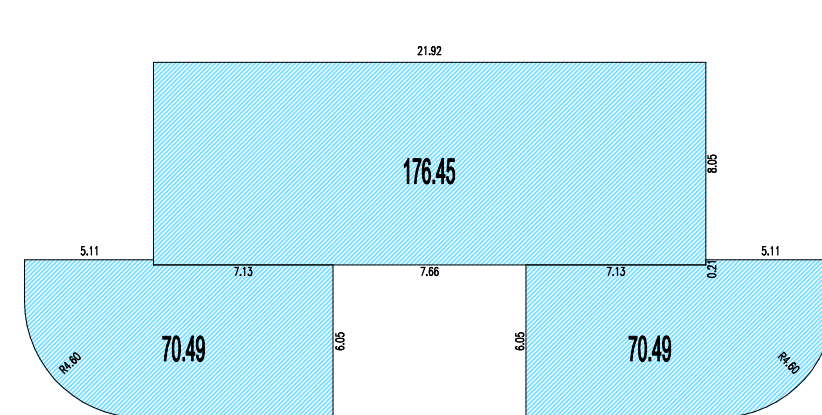
 SUP. UTILE LORDA	347.44 MQ	 LOCALI INTERRATI	317.43 MQ
 EXTRA ISOLAMENTO	22.40 MQ	 BALCONI E PORTCATI	59.50 MQ
 SERRE SOLARI	0.00 MQ		



PIANTA P.1

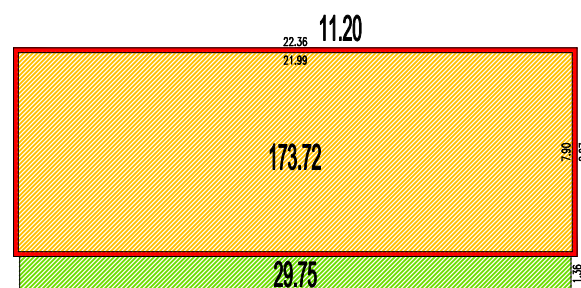


PIANTA P.T.




PIANTA INTERRATO

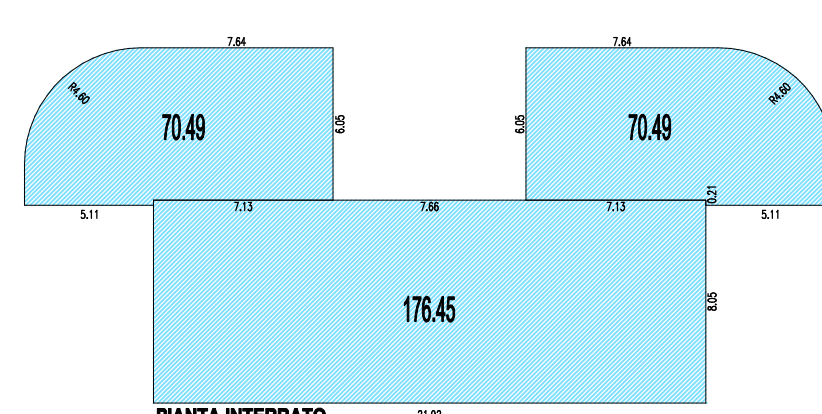
 SUP. UTILE LORDA	347.44 MQ	 LOCALI INTERRATI	317.43 MQ
 EXTRA ISOLAMENTO	27.30 MQ	 BALCONI E PORTCATI	59.50 MQ
 SERRE SOLARI	0.00 MQ		



PIANTA P.1

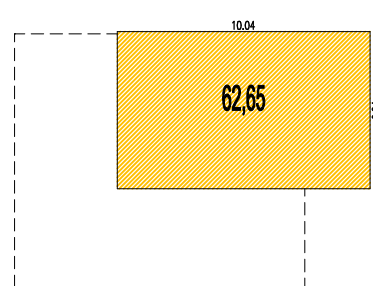


PIANTA P.T.

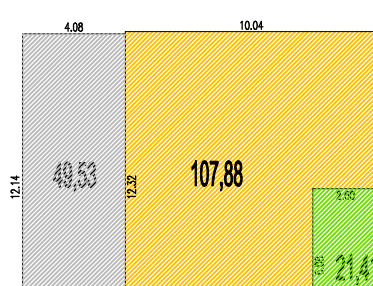


PIANTA INTERRATO

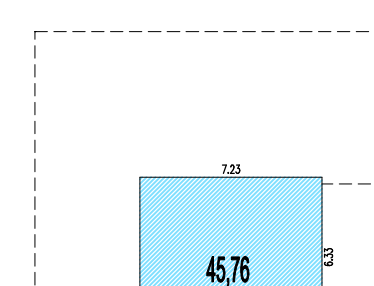
 SUP. UTILE LORDA	347.44 MQ	 LOCALI INTERRATI	317.43 MQ
 EXTRA ISOLAMENTO	22.40 MQ	 BALCONI E PORTCATI	59.50 MQ
 SERRE SOLARI	0.00 MQ		



PIANTA P.1

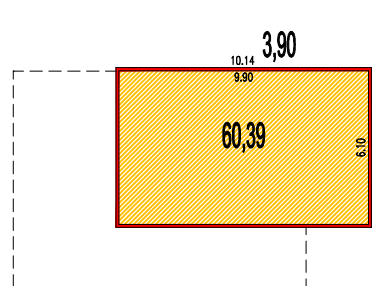


PIANTA P.T.

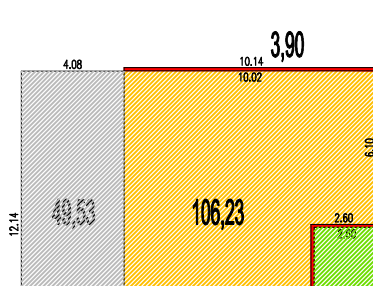


PIANTA INTERRATO

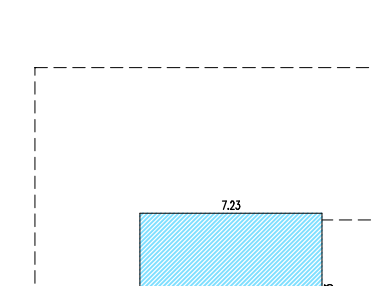
 SUP. UTILE LORDA	170.53 MQ	 LOCALI INTERRATI	45.76 MQ
 EXTRA ISOLAMENTO	0.00 MQ	 BALCONI E PORTCATI	21.41 MQ
 BOX AUTO	49.53 MQ		



PIANTA P.1

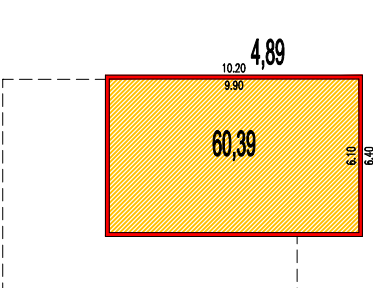


PIANTA P.T.

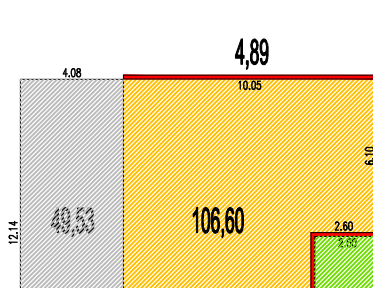


PIANTA INTERRATO

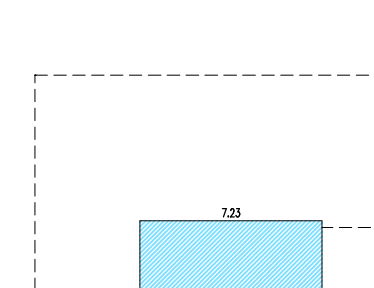
 SUP. UTILE LORDA	166.62 MQ	 LOCALI INTERRATI	45.76 MQ
 EXTRA ISOLAMENTO	7.80 MQ	 BALCONI E PORTCATI	21.41 MQ
 BOX AUTO	49.53 MQ		



PIANTA P.1

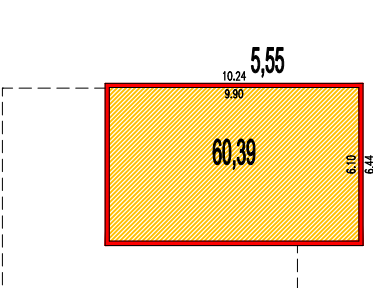


PIANTA P.T.

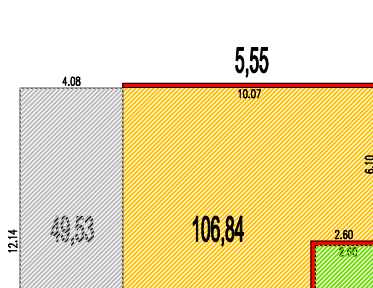


PIANTA INTERRATO

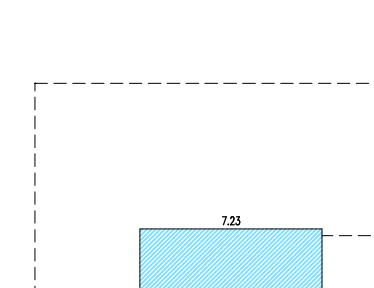
 SUP. UTILE LORDA	166.99 MQ	 LOCALI INTERRATI	45.76 MQ
 EXTRA ISOLAMENTO	9.78 MQ	 BALCONI E PORTCATI	21.41 MQ
 BOX AUTO	49.53 MQ		



PIANTA P.1

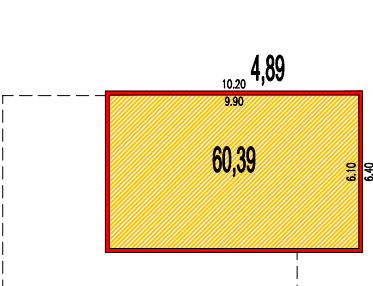


PIANTA P.T.

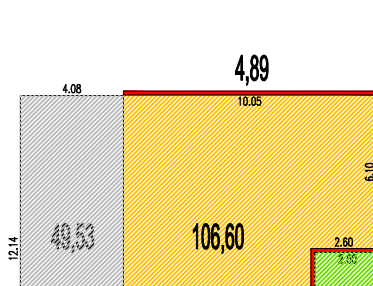


PIANTA INTERRATO

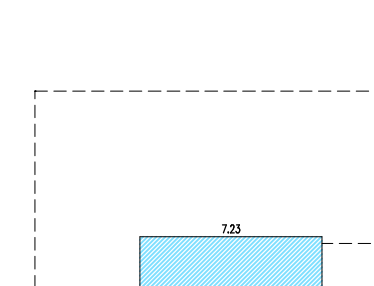
 SUP. UTILE LORDA	167.23 MQ	 LOCALI INTERRATI	45.76 MQ
 EXTRA ISOLAMENTO	11.10 MQ	 BALCONI E PORTCATI	21.41 MQ
 BOX AUTO	49.53 MQ		



PIANTA P.1

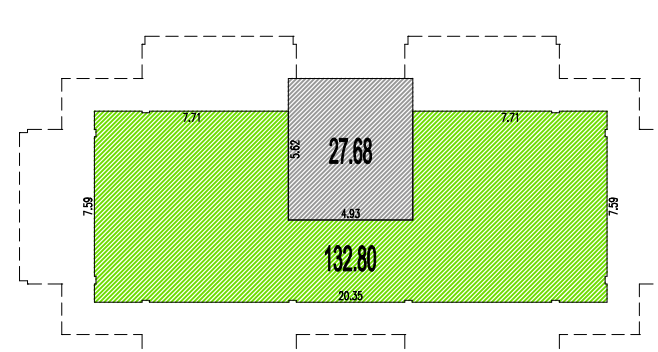


PIANTA P.T.

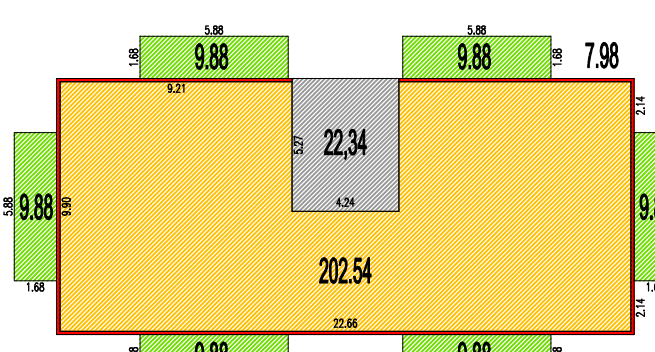


PIANTA INTERRATO

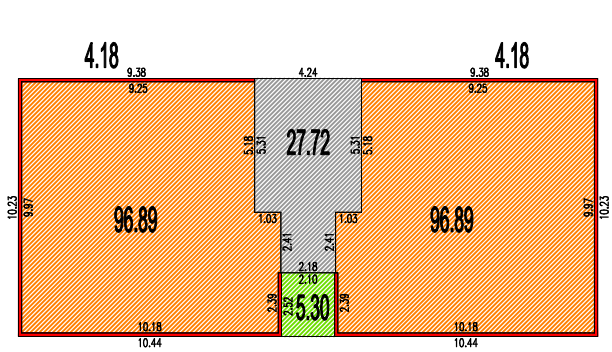
 SUP. UTILE LORDA	166.99 MQ	 LOCALI INTERRATI	45.76 MQ
 EXTRA ISOLAMENTO	9.78 MQ	 BALCONI E PORTCATI	21.41 MQ
 BOX AUTO	49.53 MQ		



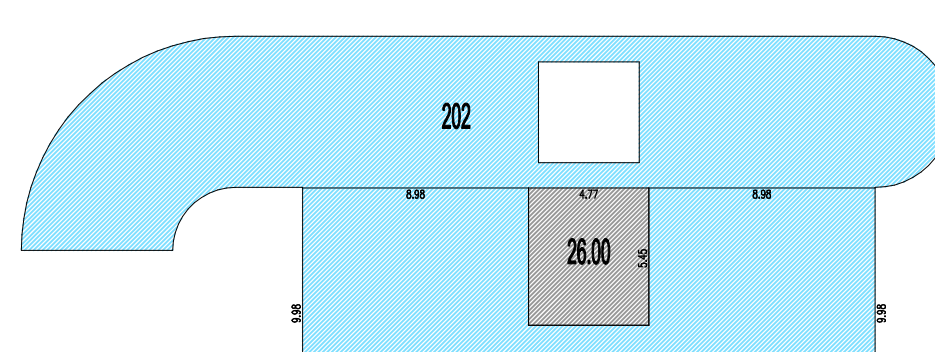
PIANTA COPERTURA



PIANTA P.1 - P.2



PIANTA P.T. - DESTINAZIONE TERZIARIA



PIANTA INTERRATO

 SUP. UTILE LORDA	598.86 MQ	 LOCALI INTERRATI	402.64 MQ
 EXTRA ISOLAMENTO	24.32 MQ	 BALCONI / TERRAZZI E PORTCATI	256.66 MQ
 VANO SCALA E ASCENSORE	126.08 MQ		

 Superficie Utile Lorda TOTALE	3540.58 MQ
 SCOMPUTO PER EXTRA ISOLAMENTO	170.08 MQ
 SCOMPUTO S.U.L. PER SERRE SOLARI	26.40 MQ