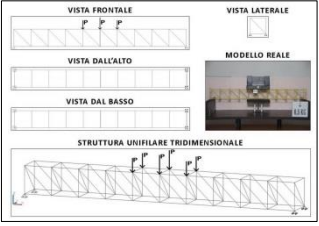
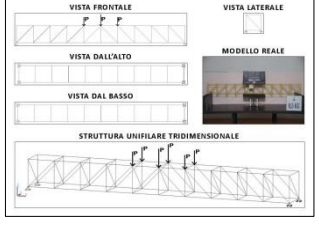
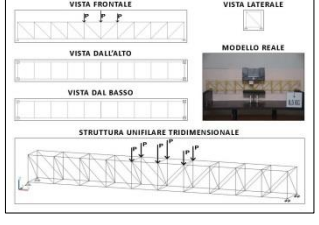
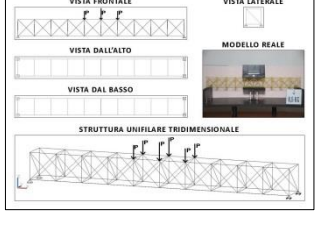
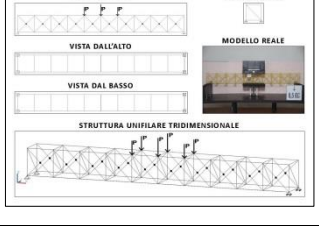
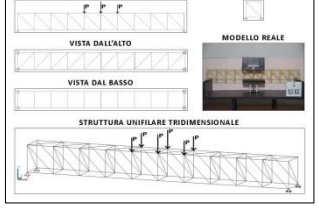
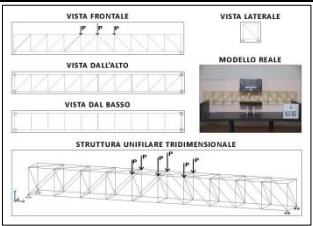
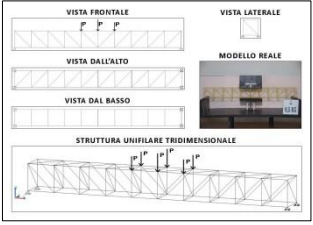
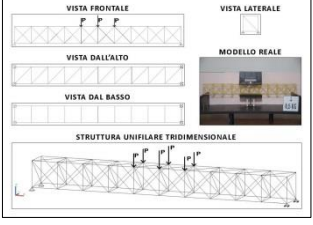
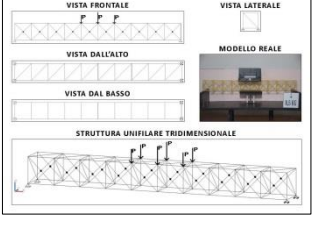
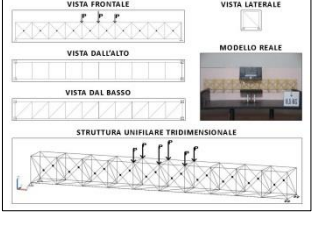
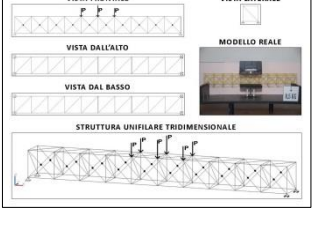
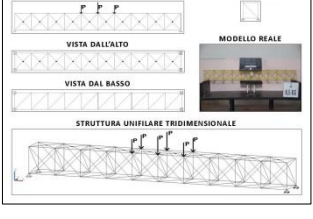
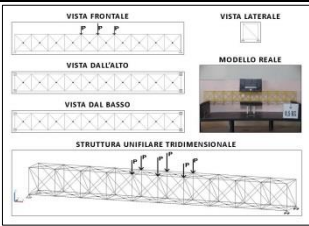
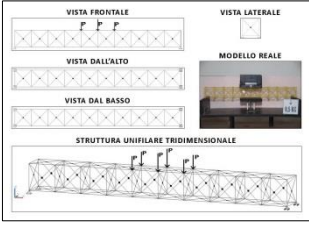
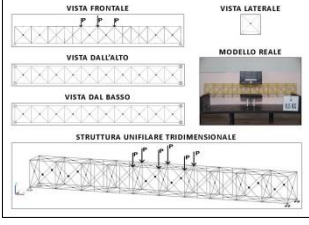
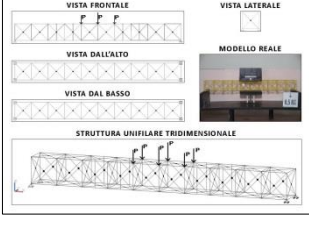
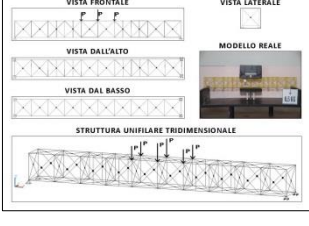
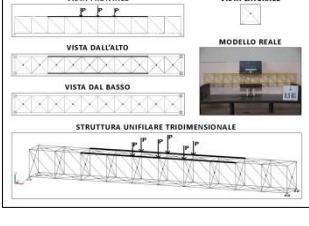
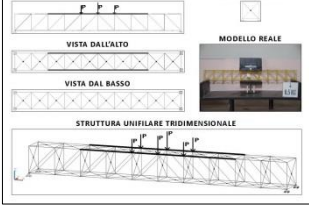


	NO. TRAVE	TIPO	PESO (daN)	N° ELEMENTI COSTITUTIVI	CARICO MASSIMO SOPPORTATO (daN)	FRECCIA SAP2000 (mm)	FRECCIA REALE (mm)	RENDIMENTO %
1		TIPO 01 TUTTE DIAGONALI	42	87	1	3,55	4	2381
2		TIPO 02 "A" "HOWE"	42	87	1,5	5,27	5	3571
3		TIPO 03 "V" "PRATT"	42	87	1	3,6	4	2381
4		TIPO 04 "X" "LONG"	49	107	1,5	4,6	4	3061
5		TIPO 05 "X" "LONG"*	50	107	1,5	4,65	4	3000
6		TIPO 01 TUTTE DIAGONALI	45	97	1,5	5,32	5	3571

7		TIPO 02 "A" "HOWE"	45	97	1	3,51	3	1030
8		TIPO 03 "V" "PRATT"	45	97	2	7,2	7	4444
9		TIPO 04 "X" "LONG"*	51	117	2	6,2	8	3921
10		TIPO 05 "X" "LONG"	52	117	2	6,2	10	3846
11		TIPO 05 "X" "LONG" VAR. 01	52	117	2	6,2	8	3846
12		TIPO 05 "X" "LONG" VAR. 02	56	127	2	7,26	8	4464
13		TIPO 05 "X" "LONG" VAR. 03	60	137	2,5	7	8	4166

14		TIPO 05 "X" "LONG" VAR. 04	64	147	3	7,8	9	4545
15		TIPO 05 "X" "LONG" VAR. 05	69	158	3	7,8	9	4285
16		TIPO 05 "X" "LONG"	71	166	3	7,8	9	4225
17		TIPO 05 "X" "LONG" VAR. 06	71	166	3	7,8	9	4225
18		TIPO 05 "X" "LONG" VAR. 07	73	170	3	7,8	9	4109
19		TIPO 01 TUTTE DIAGONALI	64	99	2,5	6,21	10	3906
20		TIPO 02 "A" "HOWE"	64	99	2,5	6,49	10	3906

21		TIPO 03 "V" "PRATT"	64	99	3	7,21	13	4687
22		TIPO 04 "X" "LONG"*	78	119	5,5	11,43	16	7051
23		TIPO 05 "X" "LONG"	78	119	5,5	11,4	14	7051
24		TIPO 05 "X" "LONG"	95	143	6,5	13,23	15	6842