

Annex I

DATA			PNC Monitor		BC Aethalometer	
Month	Day	Morning or Afternoon	Urban fixed site	Urban mobile site	Urban fixed site	Urban mobile site
December	09/12/2013	M	X	X		
	10/12/2013	M	X	X		
	11/12/2013	M	X	X		
	12/12/2013	M	X	X		
	13/12/2013	M	X	X		
	14/12/2013	M	X	X		
	16/12/2013	A	X	X		
	17/12/2013	A	X	X		
	18/12/2013	A	X	X		
	19/12/2013	A	X	X		
	20/12/2013	A	X	X		
21/12/2013	A	X	X			
January	20/01/2014	M	X	X	X	X
	21/01/2014	M	X	X	X	X
	22/01/2014	M	X	X	X	X
	23/01/2014	M	X	X	X	X
	24/01/2014	M	X	X	X	X
	25/01/2014	M	X	X	X	X
	27/01/2014	A	X	X	X	X
	28/01/2014	A	X	X	X	X
	29/01/2014	A	X	X	X	X
	30/01/2014	A	X	X	X	X
	31/01/2014	A	X	X	X	X
	01/02/2014	A	X	X	X	X
March	03/03/2014	M	X	X	X	X
	04/03/2014	M	X	X	X	X
	05/03/2014	M	X	X	X	X
	06/03/2014	M	X	X	X	X
	07/03/2014	M	X	X	X	X
	08/03/2014	M	X	X	X	X
	31/03/2014	M	X	X	X	X
April	01/04/2014	M	X	X	X	X
	02/04/2014	M	X	X	X	X
	03/04/2014	M	X	X	X	X
	04/04/2014	M	X	X	X	X
	05/04/2014	M	X	X	X	X
	07/04/2014	A	X	X	X	X

	08/04/2014	A	X	X	X	X
	09/04/2014	A	X	X	X	X
	10/04/2014	A	X	X	X	X
	11/04/2014	A	X	X	X	X
	12/04/2014	A	X	X	X	X
May	05/05/2014	A	X	X	X	X
	06/05/2014	A	X	X	X	X
	07/05/2014	A	X	X	X	X
	08/05/2014	A	X	X	X	X
	09/05/2014	A	X	X	X	X
	10/05/2014	A	X	X	X	X
	12/05/2014	M	X	X	X	X
	13/05/2014	M	X	X	X	X
	14/05/2014	M	X	X	X	X
	15/05/2014	M	X	X	X	X
	16/05/2014	M	X	X	X	X
	17/05/2014	M	X	X	X	X
	19/05/2014	A	X	X	X	X
	20/05/2014	M	X	X	X	X
	21/05/2014	M	X	X	X	X
	22/05/2014	A	X	X	X	X
	23/05/2014	M	X	X	X	X
	27/05/2014	A	X	X	X	X
	28/05/2014	M	X	X	X	X
29/05/2014	M	X	X	X	X	
June	03/06/2014	M	X		X	X
July	18/07/2014	M	X	X	X	X
	22/07/2014	M+A	X	X	X	X
	23/07/2014	M+A	X	X	X	X
	24/07/2014	A	X	X	X	X
	29/07/2014	A	X	X	X	X
	30/07/2014	A	X	X	X	X
	31/07/2014	A	X	X	X	X

CITY ZONE			N	Minimum	Maximum	Mean	Std. Deviation	
Morning	AV	BC Fixed	2338	393	17638	5982	4458	
		BC Mobile	2338	2121	20829	7709	3718	
	VB	BC Fixed	1579	725	17638	5742	4395	
		BC Mobile	1579	2878	14129	6345	2797	
	BD	BC Fixed	983	1042	17007	5772	4249	
		BC Mobile	983	2422	13111	5427	2102	
	DM	BC Fixed	561	862	16940	5595	4021	
		BC Mobile	561	2422	13111	5623	2544	
	MR	BC Fixed	2010	591	16250	5441	3834	
		BC Mobile	2010	2422	14898	6303	2854	
	RC	BC Fixed	3441	591	15330	5315	3849	
		BC Mobile	3441	2827	26994	8025	4163	
	Afternoon	AV	BC Fixed	1276	1978	7395	4889	1394
			BC Mobile	1276	3593	13551	6735	1793
VB		BC Fixed	728	2268	6388	4503	1283	
		BC Mobile	728	3434	7632	5179	1130	
BD		BC Fixed	536	2440	5943	4188	1176	
		BC Mobile	536	2653	5417	3995	812	
DM		BC Fixed	295	2440	5858	4059	1156	
		BC Mobile	295	2653	5503	3987	980	
MR		BC Fixed	1039	2245	6026	4005	1186	
		BC Mobile	1039	2653	6710	4634	1090	
RC		BC Fixed	1778	2245	6403	4102	1254	
		BC Mobile	1778	3693	13966	6547	1925	

Table 0:1 Morning and Afternoon main statistics of fixed and mobile BC classified by city zone.

Section and instrument		N	Minimum	Maximum	Mean	Std. Deviation
1A	BC Fixed	1591	393	17264	5637	3691
	BC Mobile	1591	2121	20829	7565	3285
1B	BC Fixed	1172	725	17500	5574	3745
	BC Mobile	1172	2121	17167	7393	3226
1C	BC Fixed	849	725	17638	5548	3734
	BC Mobile	849	2121	14943	6952	2999
2D	BC Fixed	1559	725	17638	5509	3843
	BC Mobile	1559	2878	14129	6306	2531
2E	BC Fixed	751	1359	17007	5021	3524
	BC Mobile	751	2910	12510	5291	2145
3F	BC Fixed	1518	1042	17007	5215	3570
	BC Mobile	1518	2422	13111	4923	1886
4G	BC Fixed	863	862	16940	5043	3399
	BC Mobile	863	2422	13111	5042	2274
5H	BC Fixed	1232	862	16250	4920	3310
	BC Mobile	1232	2422	12765	5444	2463
5I	BC Fixed	1804	591	15888	4974	3230
	BC Mobile	1804	2422	14898	5932	2550
6L	BC Fixed	2039	591	15330	4951	3181
	BC Mobile	2039	2827	20738	6752	3130
6M	BC Fixed	1823	1165	15110	4942	3315
	BC Mobile	1823	3205	22248	7884	3862
6N	BC Fixed	969	910	14322	4756	3265
	BC Mobile	969	4472	20386	7893	3410
6O	BC Fixed	394	910	14192	4869	3398
	BC Mobile	394	4472	26994	8944	4519

Table 0:2 Descriptive statistics summarized for each street section.

CITY ZONE			N	Minimum	Maximum	Mean	Std. Deviation	
Morning	AV	PNC Fixed	3026	5868	195500	34255	23726	
		PNC Mobile	3170	9123	224800	54548	28623	
	VB	PNC Fixed	2130	7160	115900	31560	19968	
		PNC Mobile	2243	8313	183700	50470	28676	
	BD	PNC Fixed	1378	5280	116880	32461	19635	
		PNC Mobile	1465	9118	103710	33523	15045	
	DM	PNC Fixed	759	5674	77050	31275	19338	
		PNC Mobile	789	9051	158600	37010	18252	
	MR	PNC Fixed	2773	5273	76380	31843	18017	
		PNC Mobile	2967	8804	163300	42228	21461	
	RC	PNC Fixed	4847	8335	500000	34818	23301	
		PNC Mobile	5192	9202	184700	45807	22864	
	Afternoon	AV	PNC Fixed	2183	6841	82100	21196	10938
			PNC Mobile	2183	7942	161200	42518	22515
VB		PNC Fixed	1394	6727	46910	18891	9396	
		PNC Mobile	1394	6884	141300	36793	22696	
BD		PNC Fixed	1250	6713	42710	16224	8027	
		PNC Mobile	1250	9702	154210	25175	12593	
DM		PNC Fixed	512	7164	40270	17778	8187	
		PNC Mobile	512	8975	111860	23427	10979	
MR		PNC Fixed	1912	7038	49890	18260	9211	
		PNC Mobile	1891	5958	151300	33178	19672	
RC		PNC Fixed	3269	6739	60020	18375	9367	
		PNC Mobile	3224	7358	140600	38224	20760	

Table 0:3 Descriptive statistics for morning's and afternoon's fixed and mobile PNC.

		N	Minimum	Maximum	Mean	Std. Deviation
1A	PNC Fixed	2118	5868	192500	28241	18822
	PNC Mobile	2172	7942	169400	45878	26491
1B	PNC Fixed	1682	7396	195500	28751	22958
	PNC Mobile	1725	9958	224800	51402	28111
1C	PNC Fixed	1408	7104	103100	29655	19628
	PNC Mobile	1455	8264	160400	53119	25469
2D	PNC Fixed	2350	6727	101120	26736,	17400
	PNC Mobile	2427	6884	151900	46476	28423
2E	PNC Fixed	1176	6977	115900	26155	18359
	PNC Mobile	1212	8313	183700	42800	25027
3F	PNC Fixed	2629	5280	116880	24734	17276
	PNC Mobile	2716	9118	154210	29674	14572
4G	PNC Fixed	1267	5599	77050	25822	17177
	PNC Mobile	1297	8975	158600	31644	17148
5H	PNC Fixed	1900	5273	70310	26046	16291
	PNC Mobile	1972	9295	159200	38000	20188
5I	PNC Fixed	2787	6544	76380	26481	16582
	PNC Mobile	2882	5958	163300	39168	21925
6L	PNC Fixed	3079	7177	97160	27888	18387
	PNC Mobile	3210	8075	162900	40485	20025
6M	PNC Fixed	2922	7425	80480	28573	17879
	PNC Mobile	3041	7479	146900	43865	22417
6N	PNC Fixed	1420	6739	76290	26270	16824
	PNC Mobile	1456	7358	141300	41318	22536
6O	PNC Fixed	695	7508	500000	31900	38976
	PNC Mobile	715	8632	184700	52964	28182

Table 0:4 Descriptive statistics for fixed and mobile PNC for each part of the mobile monitoring route.

	Route	N	Minimum	Maximum	Mean	Std. Deviation
Morning	AV	2936	220	11318	2279	2227
		3307	429	144069	5097	5141
	VB	2185	158	11318	2293	2195
		2518	429	34355	3321	2547
	BD	1237	158	11309	2331	2523
		1450	466	17443	2475	2250
	DM	611	158	11309	2177	1911
		751	592	9694	2534	1582
	MR	2793	92	11817	2194	2009
		3645	592	32220	3302	2127
	RC	3946	92	13721	2326	2618
		4908	469	62280	4219	3579
Afternoon	AV	3126	41	10596	1094	668
		3381	225	61569	3471	2564
	VB	2105	2	5580	1086	562
		2326	225	39678	2352	1838
	BD	1296	7	3064	1082	529
		1436	330	7428	1459	767
	DM	704	22	2371	1008	479
		806	330	14720	1742	1121
	MR	3139	3	9962	1077	618
		3597	275	17994	1984	1276
	RC	4028	8	13041	1132	516
		4476	275	62926	2960	2809

Table 0:5 Descriptive statistics of morning's and afternoon's BC data [ng/m3].

Detailed Route		N	Minimum	Maximum	Mean	Std. Deviation
1A	Fixed BC	1744	199	11215	1618	1978
	Mobile BC	1704	645	68252	4337	3376
1B	Fixed BC	1178	199	11049	1575	1940
	Mobile BC	1147	645	32186	3974	2767
1C	Fixed BC	984	199	11318	1615	2208
	Mobile BC	956	429	61569	3495	3066
2D	Fixed BC	1774	158	11318	1582	1935
	Mobile BC	1731	429	39678	2619	2436
2E	Fixed BC	758	158	11020	1723	2078
	Mobile BC	736	429	12851	2618	1671
3F	Fixed BC	1774	158	11309	1667	2201
	Mobile BC	1727	451	8836	1665	1130
4G	Fixed BC	811	158	11309	1495	1636
	Mobile BC	786	451	14720	2097	1513
5H	Fixed BC	1376	185	11095	1520	1688
	Mobile BC	1343	592	16366	2455	1781
5I	Fixed BC	1918	92	11817	1580	2029
	Mobile BC	1864	737	32220	2591	2280
6L	Fixed BC	2201	92	12280	1603	1957
	Mobile BC	2155	469	22637	3099	2748
6M	Fixed BC	1915	92	13333	1763	2322
	Mobile BC	1915	469	62926	3914	4104
6N	Fixed BC	957	92	13721	1922	2777
	Mobile BC	957	696	30645	3679	3535
6O	Fixed BC	374	92	12298	2197	2741
	Mobile BC	374	785	37241	5356	5063

Table 0:6 Descriptive statistics of fixed and mobile BC for each urban zone [ng/m³]

	Route		N	Minimum	Maximum	Mean	Std. Deviation	
Morning	AV	PNC Fixed	3048	1419	52180	10796	7945	
		PNC Mobile	2970	4195	146800	27649	19064	
	VB	PNC Fixed	2305	1538	57630	10867	8413	
		PNC Mobile	2305	3745	213900	28649	24486	
	BD	PNC Fixed	1408	2331	38317	10269	7296	
		PNC Mobile	1397	3312	139970	14824	9129	
	DM	PNC Fixed	689	2296	34670	10360	6632	
		PNC Mobile	689	3692	79360	15499	8847	
	MR	PNC Fixed	3166	1418	500000	12489	25988	
		PNC Mobile	3138	3407	175100	19466	16003	
	RC	PNC Fixed	4575	1412	47300	10425	8223	
		PNC Mobile	4561	3027	254110	20754	14945	
	Afternoon	AV	PNC Fixed	2952	3968	19750	8242	2734
			PNC Mobile	2854	3915	135600	23192	15097
VB		PNC Fixed	2065	3607	51500	7638	2955	
		PNC Mobile	1977	4170	183500	19071	15531	
BD		PNC Fixed	1300	2467	67360	7606	3237	
		PNC Mobile	1270	4630	68400	14703	6656	
DM		PNC Fixed	708	3027	102690	7773	7008	
		PNC Mobile	687	4240	49400	11878	4899	
MR		PNC Fixed	3132	3474	233100	7693	9937	
		PNC Mobile	2983	3554	114650	13517	9552	
RC		PNC Fixed	3999	2605	429000	7927	12244	
		PNC Mobile	3875	3605	130000	13694	9247	

table 0:7 Descriptive statistics for afternoon's and morning's warm period PNC data for each urban zone.

Detailed Route		N	Minimum	Maximum	Mean	Std. Deviation
1A	PNC Fixed	1802	1419	49110	9653	5908
	PNC Mobile	1801	4195	146800	26467	18940
1B	PNC Fixed	1228	1538	52180	9068	5636
	PNC Mobile	1228	4992	133620	27560	17436
1C	PNC Fixed	1033	1603	45380	9053	6488
	PNC Mobile	1033	4417	129520	24733	18014
2D	PNC Fixed	1870	1904	35100	8772	5531
	PNC Mobile	1870	3745	213900	25015	23024
2E	PNC Fixed	798	2373	56090	9705	7351
	PNC Mobile	798	4600	160300	22327	15742
3F	PNC Fixed	1867	2056	38317	8729	5920
	PNC Mobile	1856	3312	64580	13909	5835
4G	PNC Fixed	853	2182	102690	8915	7916
	PNC Mobile	853	3692	79360	13676	7482
5H	PNC Fixed	1452	2174	66860	8669	6277
	PNC Mobile	1412	3407	175100	17087	13685
5I	PNC Fixed	2019	1418	500000	12373	34016
	PNC Mobile	2010	3977	156600	15997	13066
6L	PNC Fixed	2336	1604	308600	9680	14139
	PNC Mobile	2322	3027	254110	16584	12969
6M	PNC Fixed	2028	1464	429000	8803	11826
	PNC Mobile	2028	3370	148100	17199	12880
6N	PNC Fixed	1009	1479	39610	8979	7790
	PNC Mobile	1009	3952	154000	16208	12080
6O	PNC Fixed	397	1412	39620	9346	7637
	PNC Mobile	397	3994	146890	21557	17171

Table 0:8 Descriptive statistics of fixed and mobile PNC for each route subclass.

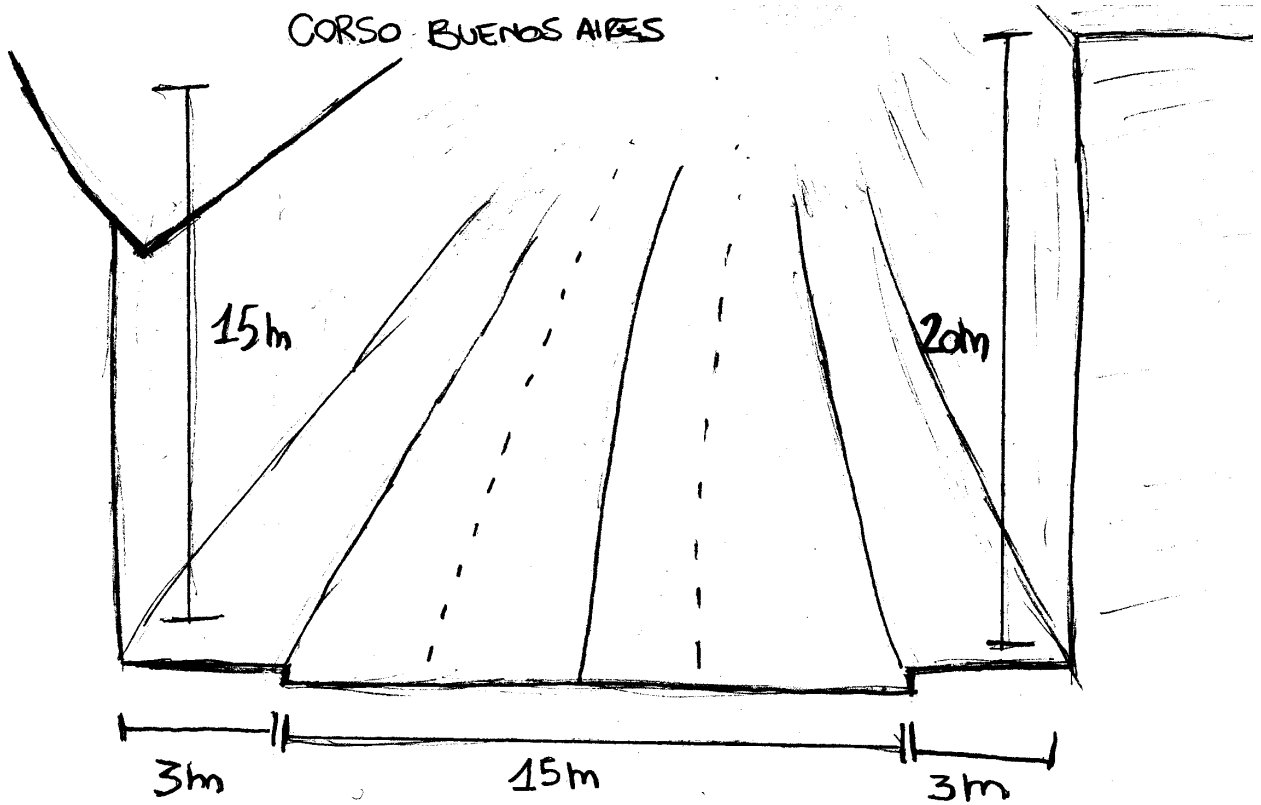


Figure 0:1 Indicative sketch of street section AV

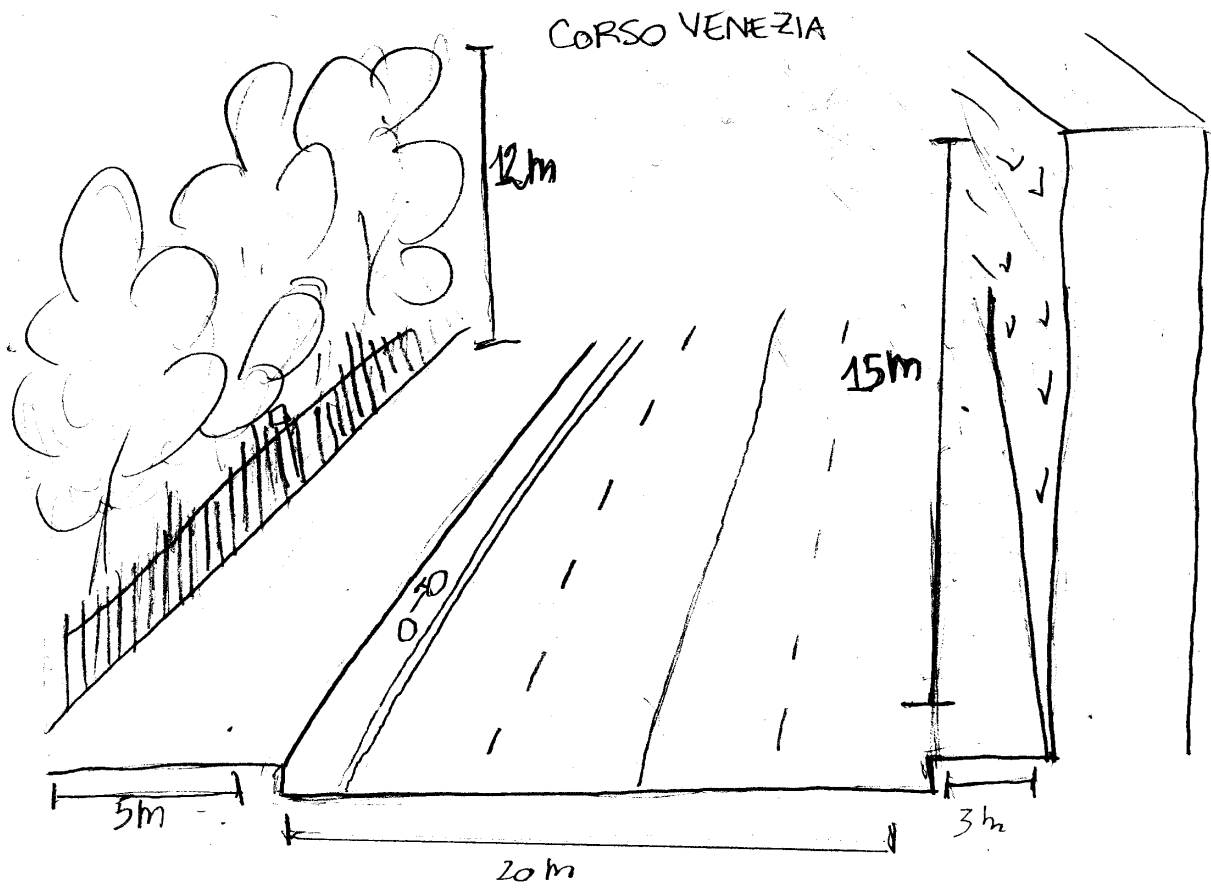


Figure 0:2 Indicative sketch of street section VB (2D)

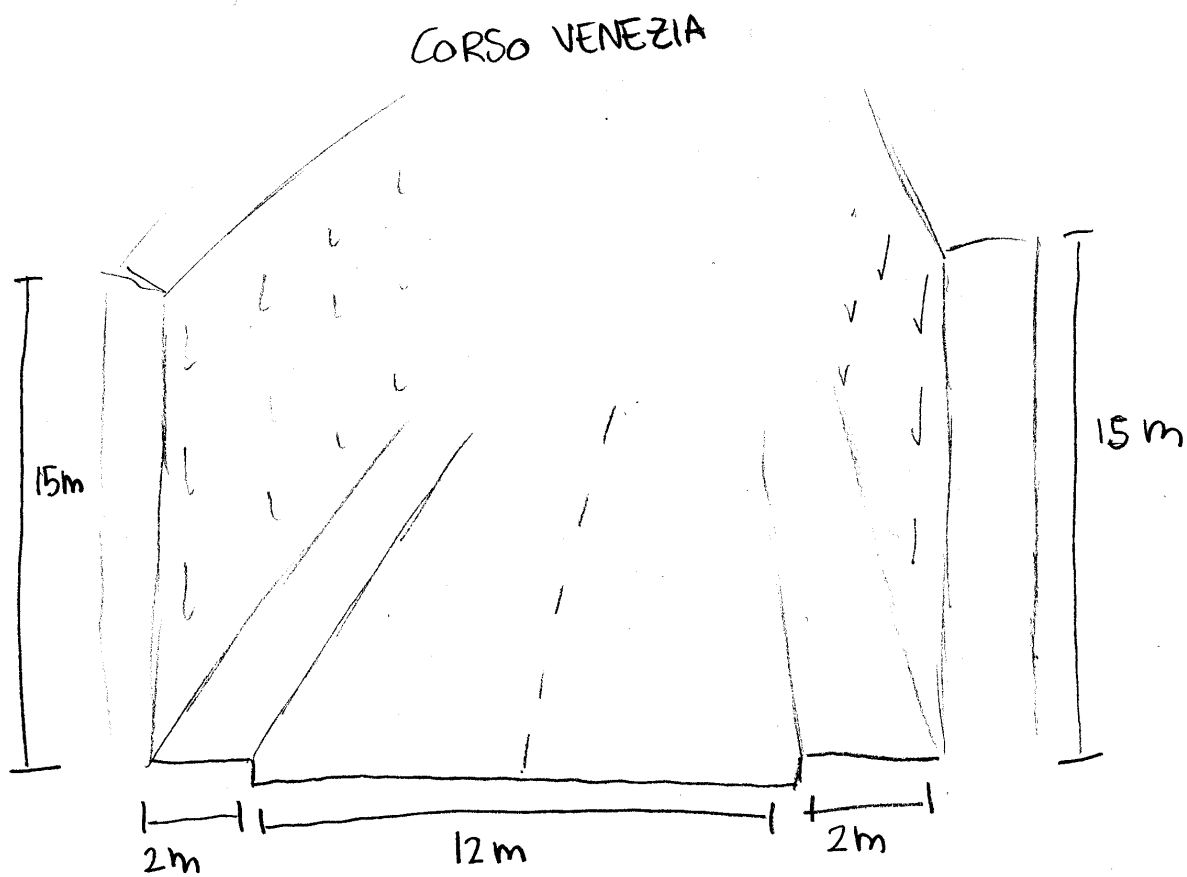


Figure 0:3 Indicative sketch of street section VB (2E)



Figure 0:4 Indicative sketch of street section BD

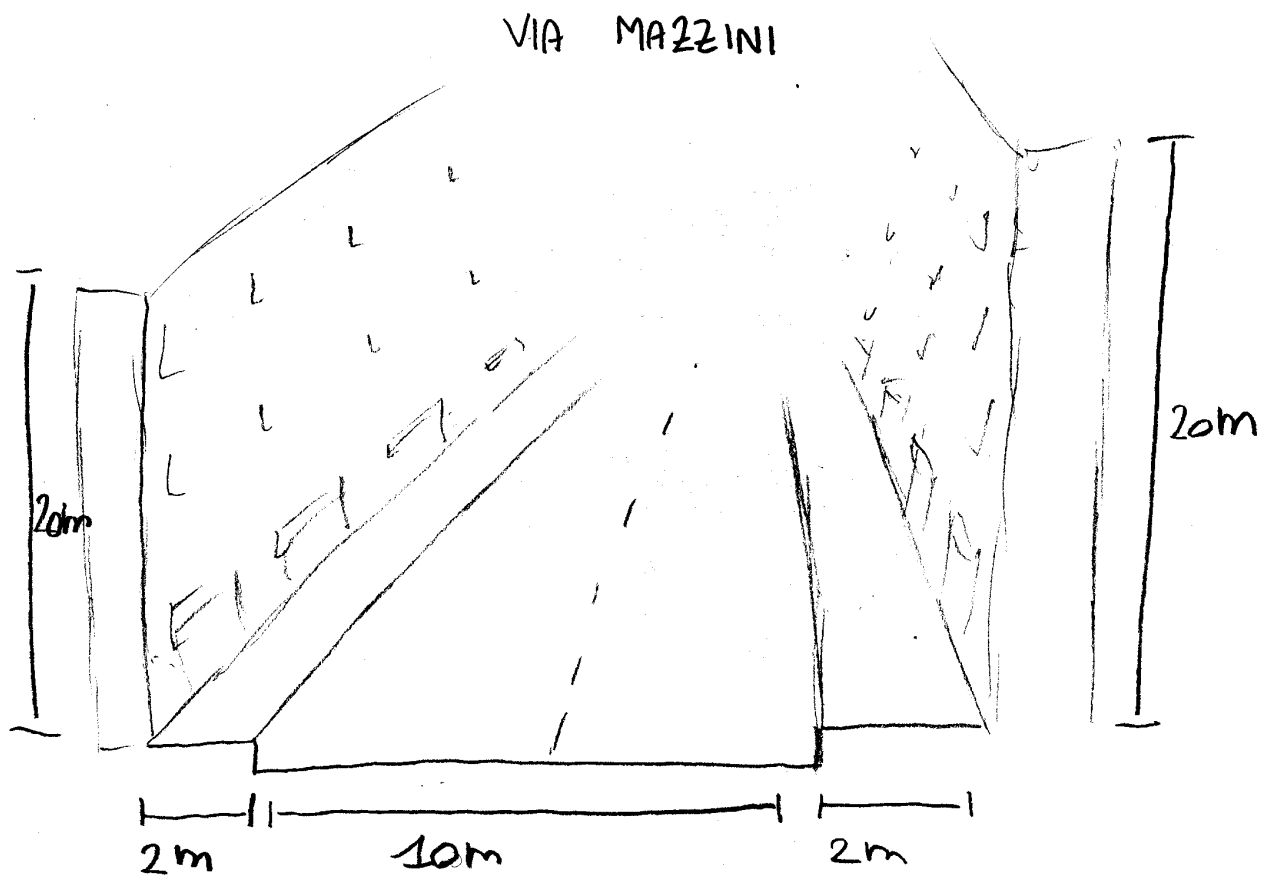


Figure 0:5 Indicative sketch of street section DM

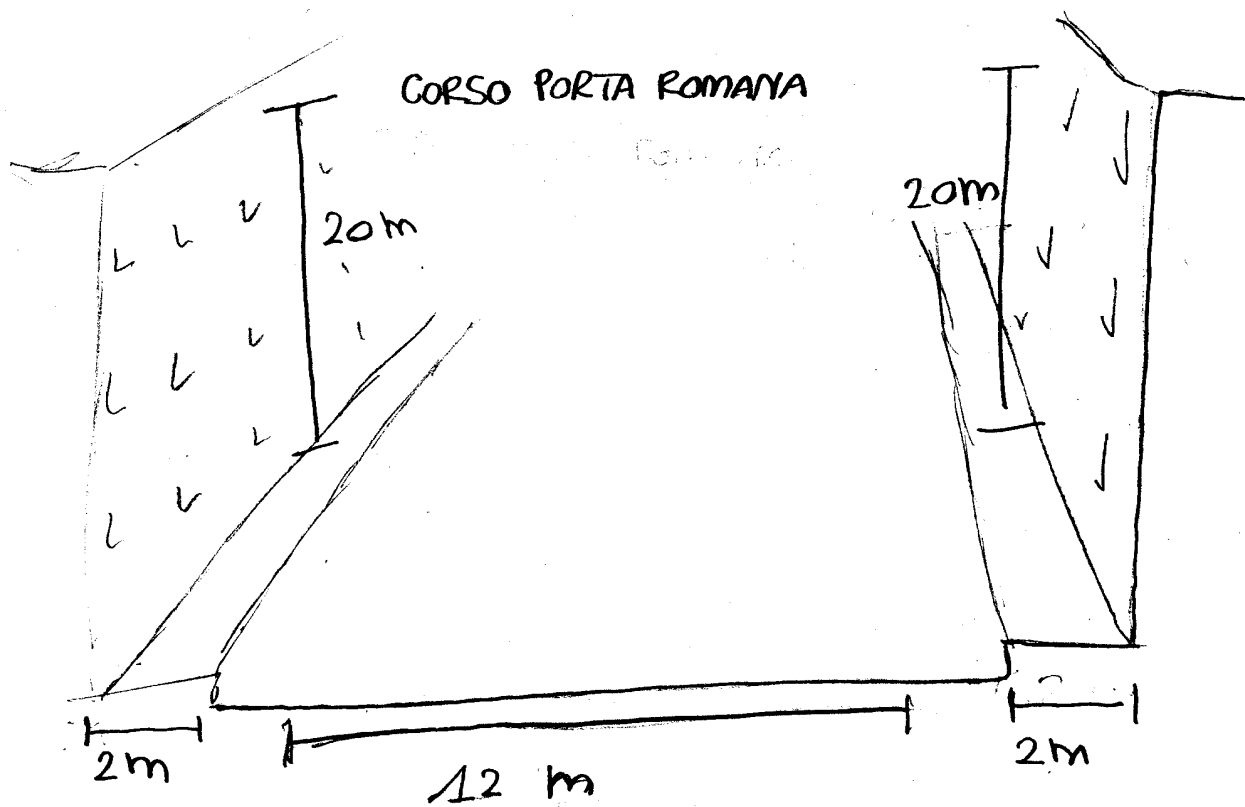


Figure 0:6 Indicative sketch of street section MR

CORSO LODI

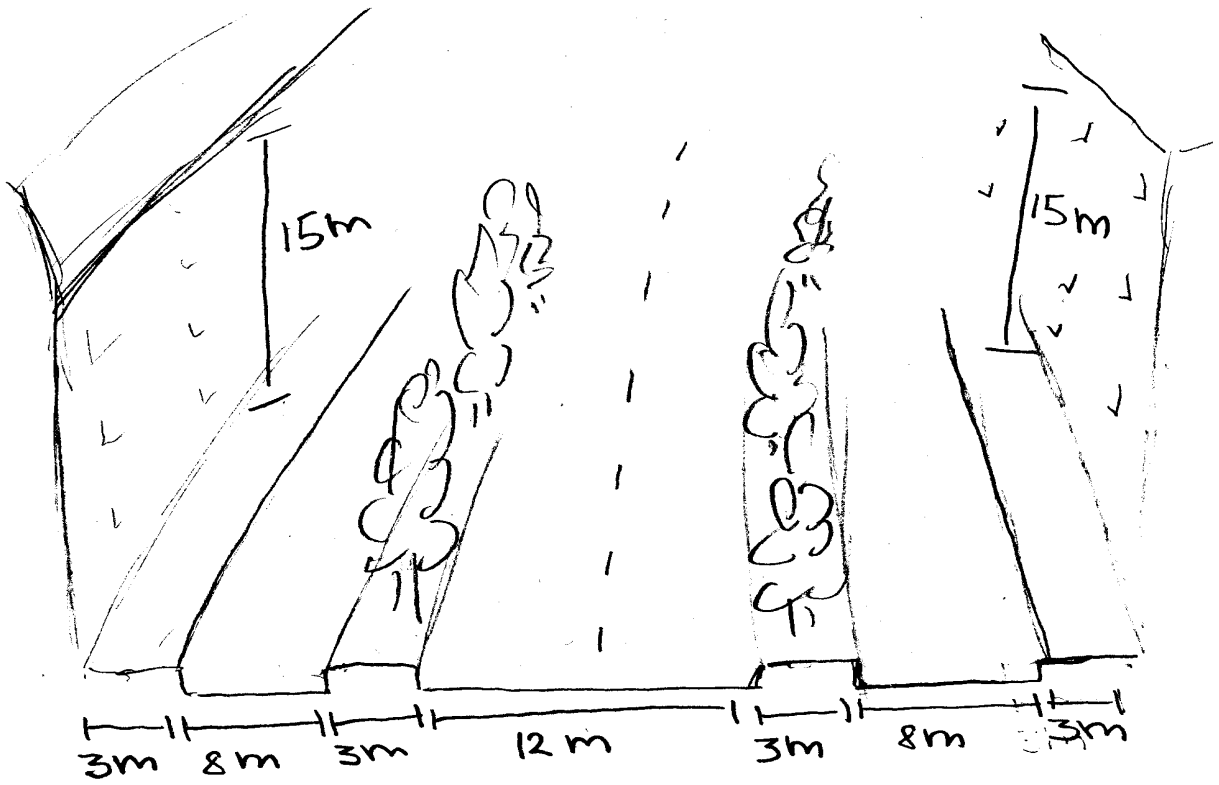


Figure 0:7 Indicative sketch of street section RC (6L)

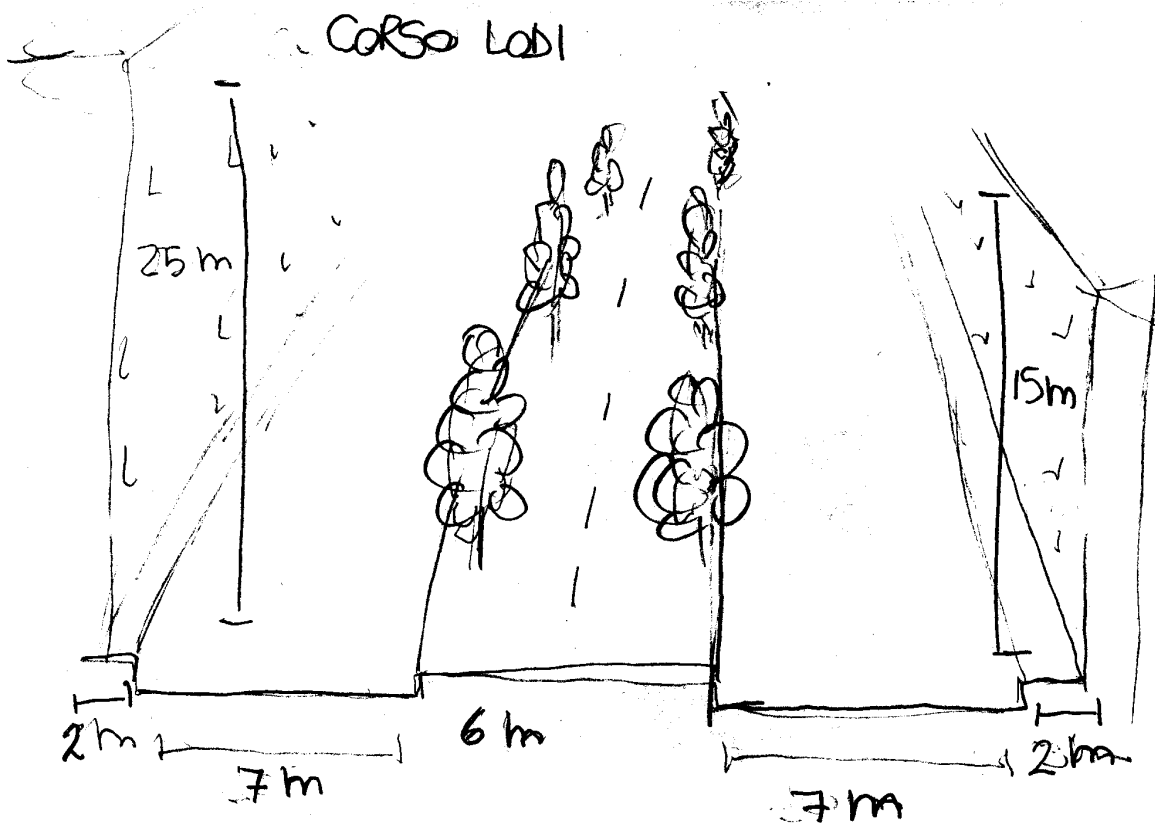


Figure 0:8 Indicative sketch of street section RC (6M, 6N, 6O)

Table Index

Table 0:1 Morning and Afternoon main statistics of fixed and mobile BC clasified by city zone.	3
Table 0:2 Descriptive statistics summarized for each street section.	4
Table 0:3 Descriptive statistics for morning's and afternoon's fixed and mobile PNC.	5
Table 0:4 Descriptive statistics for fixed and mobile PNC for each part of the mobile monitoring route.....	6
Table 0:5 Descriptive statistics of morning's and afternoon's BC data [ng/m3].....	7
Table 0:6 Descriptive statistics of fixed and mobile BC for each urban zone [ng/m ³]	8
table 0:7 Descriptive statistics for afternoon's and morning's warm period PNC data for each urban zone. .	9
Table 0:8 Descriptive statistics of fixed and mobile PNC for each route subclass.	10

Figure Index

Figure 0:1 Indicative sketch of street section AV	11
Figure 0:2 Indicative sketch of street section VB (2D).....	11
Figure 0:3 Indicative sketch of street section VB (2E)	12
Figure 0:4 Indicative sketch of street section BD	12
Figure 0:5 Indicative sketch of street section DM	13
Figure 0:6 Indicative sketch of street section MR	13
Figure 0:7 Indicative sketch of street section RC (6L)	14
Figure 0:8 Indicative sketch of street section RC (6M, 6N, 6O).....	14